



STATEMENT OF RECEIPTS AND EXPENDITURES
CY_2020 _____
Province, City or Municipality: ARINGAY, LA UNION


Particulars (1)	Account Code (PGCA)	Actual Year	Current Year			Budget Year
			First Semester	Second Semester	Total	
RECEIPTS						
I. Beginning Cash Balance			117,773,028.14	155,598,450.92	117,773,028.14	
II. Receipts						
A. Local Sources						
1. Tax Revenue						
a. Real Property Tax (RPT)						
i. Basic RPT			2,259,262.83	377,025.15	2,636,287.98	
ii. Special Education Fund			2,824,078.54	471,281.45	3,295,359.99	
b. Business Tax						
c. Other Local Taxes						
Total Tax Revenue			801,976.97	94,459.16	896,435.83	
2. Non Tax Revenue						
a. Regulatory Fees						
b. Service/User Charges						
c. Receipts from Economic Enterprise						
d. Other Receipts						
Total Non Tax Revenue			10,721,110.25	8,938,794.19	19,659,904.44	
Total Local Sources			21,689,886.94	10,739,894.82	32,429,781.76	
B. External Sources						
1. Internal Revenue Allotment						
2. Share from GOCCs (PAGCOR and PCSO)						
3. Other Shares from National Tax Collection						
a. Share from Ecozone						
b. Share from EVAT						
c. Share from National Wealth						
d. Share from Tobacco Excise - 4-01-06-040						
4. National Government Transfer						
5. Inter-Local Transfer						
6. Extraordinary Receipts / Grants / Donation / Aids						
Total External Sources			70,052,845.98	70,052,845.98	140,105,691.96	
			42,831.23	2,625.07	45,456.30	
C. Non-Income Receipts						
1. Capital Investment Receipts						
a. Proceeds from Sale of Assets						
b. Proceeds from Sale of Debt Securities of Other Entities						
c. Collection of Loans Receivables						
Total Capital Investment Receipts						
2. Receipts from Loans and Borrowings						
a. Acquisition of Loans						
b. Issuance of Bonds						
Total Receipts from Loans and Borrowings						
Total Non-Income Receipts						
Total Receipts			103,461,038.15	83,295,365.87	186,756,404.02	
			221,234,066.29	238,893,816.79	304,529,432.16	
EXPENDITURES						
I. General Fund						
a. General Services						
b. Economic Services						
c. Social Services						
d. Debt Services						
II. Special Education Fund						
III. Trust Fund from National Government Transfers						
Total Expenditures			393,769.71	536,027.28	929,796.99	
			65,635,615.37	147,956,872.26	213,592,487.63	
Ending Cash Balance			155,598,450.92	90,936,944.53	90,936,944.53	

Prepared by:

ERLINDA L. FRIGILLANA
Local Treasurer

Approved by:

ERIC O. SIBUMA
Local Chief Executive


CATALINA M. DULATRE
Local Accountant


ELVIRA D. PAJO
Local Budget Officer